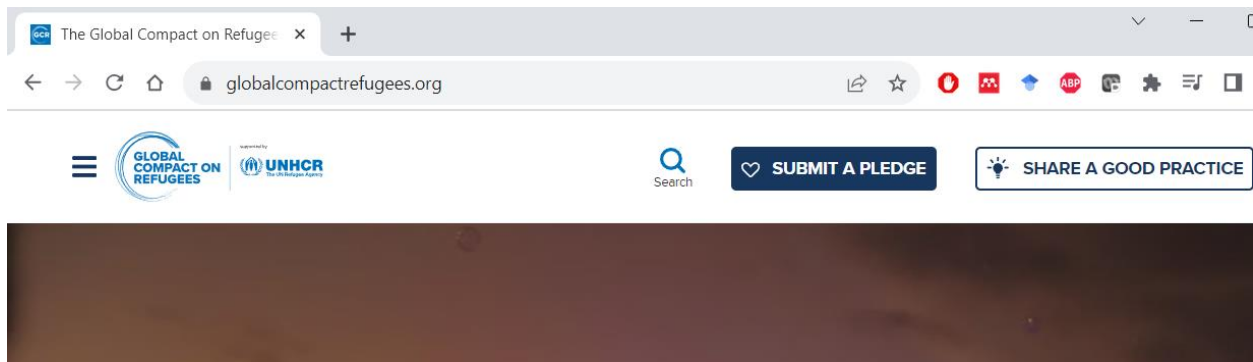


# Step by Step Instructions on How to Submit a Pledge

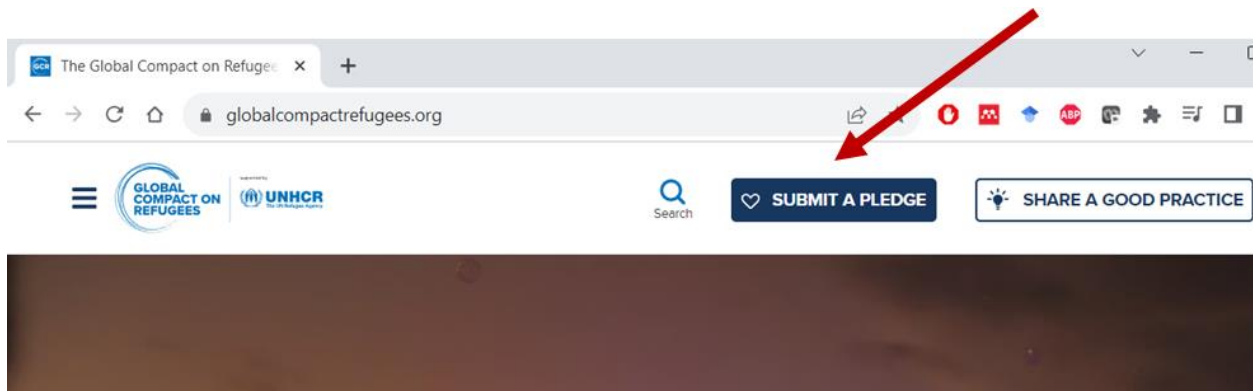
Date of this file: October 31, 2023

This video is a tutorial on how to submit a pledge through the new pledge submission form.

First, you will need to access the Global Compact on Refugees Digital Platform, at <https://globalcompactrefugees.org/>.

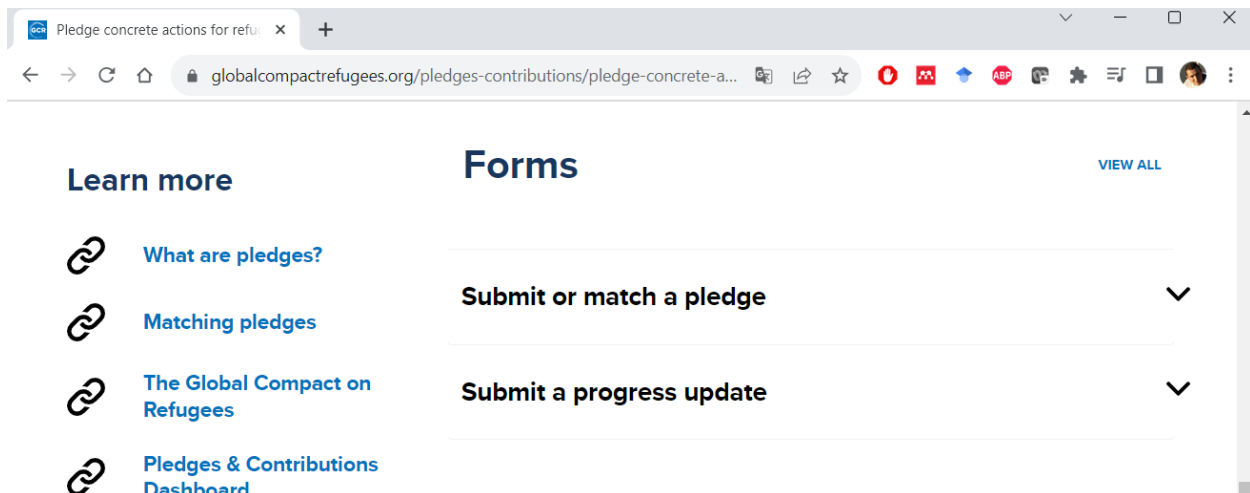


At the top of the page, click on the "Submit a pledge" button.



This will take you to the dedicated pledge submission and pledge update webpage.

Please scroll down to the "Forms" section on this page.



This section consists of two subsections. The first subsection contains the "submit or match a pledge" form. The second subsection is for submitting a pledge progress update.

When you click on "submit or match a pledge," you will open the pledge submission form.

## Submit or match a pledge

For convenience to support internal planning and feedback, a [PDF document containing the questions on the form](#) is available for download. Please be aware that **pledges must be submitted using the online form** provided. Pledges received by email cannot be processed.

### Page 1: Contact details

Pledging entity

States and other stakeholders may use this form to submit individual pledges, including those in support of multi-stakeholder pledges, towards the Global Compact on Refugees (GCR). These pledges will be featured on the [Pledges Dashboard](#).

This form can be used for individual pledge submissions, including those which are part of a multistakeholder pledge.

The initial section of the pledge submission form asks for information about the submitting entity.

If the name of the submitting entity is not found in the dedicated field, you can type a new name here.

The fields marked with a red star are mandatory.

Name of entity submitting this form \*

Street

City

State/province

Zip/postal code

Country \*

Institutional (departmental) general email address \*

Office type  Office type

Submitting entity type \*

Please select the option that best describes the entity you represent.

Once you have provided the physical address of the submitting entity, you will also need to provide a general email address for your institution or department.

You can then indicate the office type (headquarters or branch office), and the type of institution.

The second part of the first page collects the contact details of the person submitting the pledge. These contact details are used for future communications on pledges between the GCR Coordination Team and the pledging entity.

Contact Information

Salutation	<input type="text" value="Mr."/> ▼
First name *	<input type="text" value="Radu"/>
Last name *	<input type="text" value="BARZA"/>
Position *	<input type="text" value="A-IMO"/>
Email *	<input type="text" value="barza@unhcr.org"/>
Work phone	<input type="text" value="+3333333333"/> 9 characters left.

Next Page

Once you have completed all the required fields on the first page, you can click "Next."

This will take you to a page that allows you to indicate if your pledge is in support of a multi-stakeholder pledge.

### Page 2: Stakeholders

Stakeholders

Is this pledge in support of a [multi-stakeholder pledge](#)? \*

Please select...

Please select...

No

Yes

Previous Page Next Page

If the pledge is an individual pledge that is not in support of a multistakeholder pledge, please select "No" and proceed to the next page.

If the pledge is an individual pledge in support of a multistakeholder pledge, you would answer "Yes".

A list will then display all multistakeholder pledges grouped by theme, as they appear on the Digital Platform's dedicated multistakeholder pledge page.

## Stakeholders

Is this pledge in support of a [multi-stakeholder pledge](#)? \*

Each entity contributing to a [multi-stakeholder pledge](#) must make an individual submission in support of the pledge. If you have any questions regarding your submission, please contact us at [hggcr@unhcr.org](mailto:hggcr@unhcr.org).

Select the name of the multi-stakeholders pledge(s) \*

- Afghanistan – ReSolve - for Resilience and Solutions, a multi-stakeholder pledge for the Afghanistan Situation
- Climate – Climate Action and Finance
- Climate – Refugee Environmental Protection (REP) Fund
- Development – Inclusion of Forcibly Displaced and Stateless Persons in National Statistical Systems and Surveys
- Economic inclusion – Economic Inclusion and Social Protection
- Education – 15by30 – Achieving 15% Enrolment by 2030 to Expanding Refugee Access to Higher Education and Self-Reliance
- Education – Expanding Connected Education for Refugees through the Refugee Connected Education Challenge
- Education – Securing Sustainable Futures: Sharing Responsibility to Include Refugees in National Education Systems
- Health – MHPSS
- Health – National Health System Inclusion
- Human settlements – Agriculture, Food Systems, and Food Security

You can choose one or several multistakeholder pledges from the list. If the multistakeholder pledge to which your pledge contributes to is not listed, you can choose "other" and then fill in the name of your multistakeholder pledge. Please ensure that you align your submission with other stakeholders and use the same name for the multistakeholder pledge when submitting your individual contribution, to ensure consistency.

- Protection – Gender Equality and Protection from Gender-Based Violence
- Protection – PILNET - 2023 Global Legal Community
- Resettlement and complementary pathways – Community Sponsorship
- Resettlement and complementary pathways – Family Reunification
- Resettlement and complementary pathways – Refugee Travel Documents – The 21st Century Nansen Passport
- Resettlement and complementary pathways – Resettlement
- Resettlement and complementary pathways – Skills-based complementary pathways
- Rohingya Refugees – Enhanced Resilience, Expanded Solutions
- Solutions – Housing, Land, and Property
- Solutions – Peacebuilding and Conflict Prevention
- Other

Hold down the **ctrl** (Windows) or **cmd** (Mac) to select multiple items.

Multi-stakeholder Pledge - Other

Fill in the name of the multistakeholder pledge here

Previous Page

Next Page

The next page provides you the opportunity to provide details on the pledge you are submitting.

You will need to input the exact name of the pledge (maximum 120 characters).

### Page 3: Information about this pledge

Summary heading for your pledge (max. 120 characters) \*

my pledge title here |

99 characters left.

Then, you can fill in the specific description of your pledge. This text has a character limit of 30,000.

As part of this step, please ensure that you follow UNHCR's pledge guidance on what constitutes a high-quality pledge.

You will then be requested to summarize the expected impact of the pledge in one sentence.

If the pledge is in support of a host country policy commitment, please provide information related to the targeted population, expected number of beneficiaries, the timeline of implementation, and when you would like the pledge to be made public.

**Please describe your specific contribution below:**

Expected impact of the pledge in one sentence \*

Is this pledge in support of a host country policy pledge? (find out more about [pledge matching](#))

Yes  No



When would you like your pledge to be made public?

Receiving entities

Location of receiving entity if known  
  
 Hold down the **ctrl** (Windows) or **cmd** (Mac) to select multiple items.

Receiving entity name

Receiving entity type

« < October, 2023 > »

Mo	Tu	We	Th	Fr	Sa	Su
25	26	27	28	29	30	1
2	3	4	5	6	7	8
9	10	11	12	13	14	15
16	17	18	19	20	21	22
23	24	25	26	27	28	29
30	31	1	2	3	4	5

The final section of the third page is dedicated to the receiving entity, if determined and applicable.

Receiving entities

Location of receiving entity if known  
  
 Hold down the **ctrl** (Windows) or **cmd** (Mac) to select multiple items.

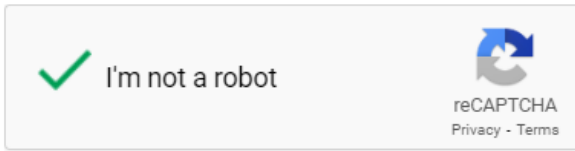
Receiving entity name

Receiving entity type

[Add another receiving entity](#)

Finally, you will need to check the box to verify your identify, before submitting the pledge.

**MUST click the Confirm button** at the bottom of the **final review page** to finalise your response. If you would like to print or save page for your records, there is an option next to the confirm button at the bottom of the page.



reCAPTCHA helps prevent automated form spam.

[Previous Page](#)

[Next: final step to review](#)

You can then review the submission, print a copy, or submit the pledge.

**MUST click the Confirm button** at the bottom of the **final review page** to finalise your response. If you would like to print or save page for your records, there is an option next to the confirm button at the bottom of the page.

---

[Confirm](#)



[Make a correction](#)



[Print this page](#)

A confirmation email will then be sent to the email address provided in the contact details on the first page.